







Whether you are weighing market hogs to capture packer premiums or checking growth to optimize feed changes, **Osborne's ACCU-ARM® Portable Scales** offer the most "rock solid" portable weighing system available. The solid, animal-friendly scale uses precision levers to reduce sway and bounce and is completely cable-free! The scale helps maximize weighing accuracy and minimize animal injury. The entire operation is more efficient and less stressful—for both you and your livestock!




Portable Scale Base Models								Gate Options		
Catalog Number	Scale Type	Total Width* in (cm)	Platform Width in (cm)	Total Length in (cm)	Basket Height in (cm)	Clearance Height (top of meter bracket) in (cm)	Weigh Capacity lbs (kgs)	Catalog Number	Gate Description	
FS-PSN500	Narrow	18 (46)	14 (36)	60 (153)	39 (99)	73 (186)	500 (227)	FS-PSN006 x 2	Standard Side Opening Note: two (2) required when ordering	
								FS-PSN501 and FS-PSN210	Remote Operated, Center Opening and Basket Top Closure Kit	
FS-PSW500	Wide	24 (61)	20 (51)	60 (153)	39 (99)	73 (186)	500 (227)	KS-PSW006 x 2	Standard Side Opening Note: two (2) required when ordering	
								FS-PSW501 and FS-PSW210	Remote Operated, Center Opening and Basket Top Closure Kit	

\*Increase total width by 4-in (10-cm) when the Wheel Kit is added to standard scale.

**Call us today to learn more about our Portable Scales. Osborne ACCU-ARM® scales are one key to opening our Single Source Swine Solutions™.**





Side Panel Option (for both the narrow and wide styles)	
Catalog Number	Description
KS-PS0006 x 8	Side Rails (8 Total Required)  <b>Note:</b> Four (4) KS-PS0006 replaces One (1) KS-PS0001 (standard side panel)
	

**Convenience**  
 Choose the standard solid-bottom panels or the optional side rails for better access.

**Efficiency**  
 The Wheel Kit Option lets one scale work several locations. Handles lower the wheels and make light work of moving these heavy-duty scales.

Wheel Kit Option (for both the narrow and wide styles)		
Catalog Number	Description	
FS-WK0000	Wheel Kit  <b>Includes:</b> Wheels Handles Fasteners	

Meter Options (for both the narrow and wide styles)				
Catalog Number	Description		Additional Add-ons	Descriptions
FS-00D500	Mechanical Dial		FS-PS0300	Damper Cylinder Kit (required for mechanical dial)
FS-00E500R	Electronic Digital Meter with RS232 link		FS-CKE500R	ACCU-LINK License and PC Connection Kit (optional)

**Meter Options**  
 Select instant read dial or digital meter with RS232 connection. Use our ACCU-LINK™ Software with your PC for fast weight collection.

**Weighing Accuracy**  
 FS-00E500R: +/-1%  
 FS-00D500: +/-3%