






**Osborne Big Wheel® Feeders** are engineered to improve feed-to-gain ratios while radically reducing waste. The round trough provides pigs with a less stressful eating experience and 360° access to fresh feed at all times. The mechanical flow system and our exclusive Feed Flow Control make flow rates easy to set, maintain and reset.




## OSBORNE BIG WHEEL® NURSERY FEEDERS

	Catalog Number	Style	Model Number	Feed Capacity* (lbs   kg)	Height (in   cm)	Trough Diameter (in   cm)	Hog Weight	Hog Capacity
	FF-000RN4 FF-000RN4S	Standard Painted Steel 304 Stainless Steel	RN4	52   24	24   61	18   46	10 days to 35 lbs. (16 kg)	Up to 25 head
	FF-000RN3 FF-000RN3P FF-000RN3S	Standard Painted Steel Galvanized/Zinc Plated 304 Stainless Steel	RN3	157   71	30   76	22   56	2 weeks to 65 lbs. (29 kg)	Up to 60 head
	FF-000RN1 FF-000RN1P FF-000RN1S	Standard Painted Steel Galvanized/Zinc Plated 304 Stainless Steel	RN1	235   106	36   91	26   66	2 weeks to 80 lbs. (36 kg)	Up to 60 head




## OSBORNE FAST START™ WEAN-TO-FINISH FEEDER

Wet/Dry Available!

	Catalog Number	Style	Model Number	Feed Capacity* (lbs   kg)	Height (in   cm)	Trough Diameter (in   cm)	Hog Weight	Hog Capacity
	FF-00RF2FS	Combo Standard Painted Steel & 304 Stainless Steel	RF2FS	235   106	36   91	31   79	10 lbs. (4.5 kg) to market	Up to 60 head

## OSBORNE BIG WHEEL® FINISH FEEDERS

Wet/Dry Available!

	Catalog Number	Style	Model Number	Feed Capacity* (lbs   kg)	Height (in   cm)	Trough Diameter (in   cm)	Hog Weight	Hog Capacity
	FF-000RF2 FF-000RF2P FF-000RF2S	Standard Painted Steel Galvanized/Zinc Plated 304 Stainless Steel	RF2	235   106	36   91	31   79	30 lbs. (14 kg) to market	Up to 60 head
	FF-000RF1 FF-000RF1P FF-000RF1S	Standard Painted Steel Galvanized/Zinc Plated 304 Stainless Steel	RF1	392   178	40   102	38   97	50 lbs. (23 kg) to market	Up to 60 head
	FF-000RF3 FF-000RF3P FF-000RF3S	Standard Painted Steel Galvanized/Zinc Plated 304 Stainless Steel	RF3	784   356	60   152	38   97	50 lbs. (23 kg) to market	Up to 60 head

## FEEDER ACCESSORIES

Custom Fenceline Adapters, 2 required per feeder	Hopper Lids
Stainless Steel Anchor Brackets	Slat Anchors

\* Approximate feed capacity based on feed density of 42 lbs. per cubic foot.

**Call us today to learn more about our Feeders. Osborne Big Wheel® Feeders are one key to opening our Single Source Swine Solutions™.**

