



Ad-Lib Sow Feeders

The Osborne Pivot Feeder™

Maximize sow intake without wasting feed with an all new Osborne ad-libitum sow feeder. Revolutionary and economical, this feeder is designed to save money from the start by easily retro-fitting it to existing bowls. Further savings can easily be achieved because animal interaction occurs at the bowl—not at the feeder. As the bowl fills with feed, the lever becomes covered making sows less likely to waste feed. Virtually all flex auger feed tubes fit into the hopper and the lever can be custom fit to match the height of the feed bowl in the head gate.




Model S200




Model S200 with Hopper Kit

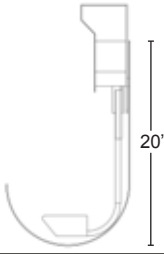
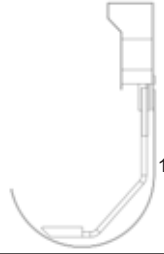

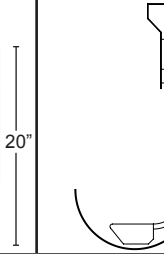
OSBORNE PIVOT FEEDER™

	Catalog Number	Model Number	Style	Height (in cm)
	FF-00S200	S200	Stainless Steel <i>One lever required</i>	8.25 20.9





Plastic Hopper Option

	Catalog Number	Description	Height Capacity
	KF-S20013	Calibrated Plastic Hopper Kit (includes hopper and locking pin)	22.5 in. 25 lbs. 57 cm 11.3 kg

Choose Your Lever Style

Typical 20-in. bowl with Lever 20A	Typical 16-in. bowl with Lever 20B	Typical 20-in. bowl with Lever 20B	Custom 20-in. bowl with Lever 20C
			
Levers fit other feed bowl styles not shown above. Contact your Osborne Sales Representative for specifications.			

Lever Options

	Catalog Number	Model Number	Description	Paddle Location
	KF-S20001	20A	Painted Stainless Steel and Steel for 20" sow bowl	Top
	KF-S20003	20B	Painted Stainless Steel and Steel for 20" sow bowl	Top
	KF-S20005	20C	Painted Stainless Steel and Steel for 20" sow bowl	Bottom
	KF-S20002	24A	Painted Stainless Steel and Steel for 24" sow bowl	Top
	KF-S20004	24B	Painted Stainless Steel and Steel for 24" sow bowl	Top
	KF-S20006	24C	Painted Stainless Steel and Steel for 24" sow bowl	Bottom